

TEL. 9575997, 9567298, 9554725

JANATA BANK LIMITED

For Previous Rate Sheet Click

<https://goo.gl/URA0t4>

PABX-575,

TREASURY DEPARTMENT

Mail: fxdeal@janatabank-bd.com

HEAD OFFICE, DHAKA

Exchange Rate Circular - 042

INDICATIVE

DATE: 28 Feb 2018

EFFECTIVE DATE: 28 Feb '18

Wednesday

A) CROSS RATES OF SYD, TOK, HKG & S.E ASIAN MARKETS AS ON 28/02/2018

	GBP/USD	EUR/USD	USD/JPY	USD/C.DLR	USD/S.FRA	AUD/USD
SELLING	1.3904	1.2227	107.1700	1.2769	0.9395	0.7848
BUYING	1.3903	1.2226	107.1900	1.2774	0.9399	0.7848

B) JANATA BANK LTD'S CASH

CURRENCY & T.C TO PUBLIC TK PER UNIT OF FOREIGN CURRENCY

SELLING	CURRENCY	BUYING	SELLING	CURRENCY	BUYING
84.1000	US Dollar	83.3000	22.6000	Saudi Riyal	21.9000
117.2000	G. B. Pound	113.2000	22.6000	UAE. Dirham	21.6000
103.8000	Euro	99.9000	21.9000	MAL. Ringit	21.0000
65.5000	Aus. Dollar	63.5000	1.3300	Indian Rupee	1.2800

CASH SELLING AND BUYING RATES FOR ALL OTHER CURRENCIES WILL

BE SAME AS SELLING T.T.& O.D AND BUYING O.D. TRANSFER

C) SELLING		NAME OF CURRENCY	BUYING			
T.T.& O.D.	B.C.		T.T.CLEAN	T.T.DOC	O.D.SIGHT EXP.BILLS	O.D. TRANSFER
83.4500	83.5000	US Dollar	82.6500	82.6000	82.5500	82.3800
116.7519	116.7936	G. B. POUND	114.5249	114.3998	114.0648	113.7099
102.8413	102.8780	EURO	100.4745	100.3645	99.9700	99.7755
0.7838	0.7841	JP.YEN	0.7655	0.7647	0.7639	0.7627
65.8705	65.8940	CAN.DLR	64.6548	64.5843	64.3957	64.2071
89.3763	89.4083	SWISS.FRANC	87.8711	87.7753	87.5190	87.2627
212.2425	212.4068	OMANIAN RIYAL	201.5028	201.2690	200.6434	199.3377
11.0000	11.1476	H.K.DLR	10.5495	10.5380	10.5072	10.4765
63.9819	64.2875	SING.DLR	62.8674		62.0355	61.8538
2.6719	2.6728	THI.BAHT	2.6219		2.6114	2.6038
21.4266	21.4342	MAL.RINGIT	21.0233		20.9391	20.8777
22.9033	22.9114	UAE.DIRHAM			22.3932	22.3276
22.4275	22.4355	SAUDI RIYAL			21.9334	21.8700
23.1071	23.1154	QATAR RIYAL				22.5201
272.9285	273.0287	KUWAIT DINAR				263.0000
223.1153	223.1949	BAHRAIN DINAR				216.5376
13.2928	13.2975	CHINESE YUAN				12.9591

D) USANCE RATE:	30 DAYS	60 DAYS	90 DAYS	120 DAYS	150 DAYS	180 DAYS
US Dollar	82.0579	81.5758	81.0936	80.6115	80.1294	79.6473
G. B. POUND	113.3967	112.7287	111.7743	111.3926	110.7245	110.0564
EURO	99.3839	98.7978	97.9605	97.6256	97.0395	96.4534

E) FORWARD RATE:		1 MONTH	2 MONTHS	3 MONTHS	6 MONTHS	1 YEAR
SELLING	US Dollar	83.7456	84.0411	84.3367	85.2233	0.0000
BUYING	US Dollar	82.9083	83.1666	83.4248	84.1997	0.0000


F) NFCD INTT RATE, EFFECT ON: 16.02.18 To 28.02.18	1 MONTH	3 MONTHS	6 MONTHS	12 MONTHS
US Dollar	1.33813	1.60000	1.81283	2.08844
G. B. POUND	0.24494	0.29388	0.39494	0.61244
EURO	0.00000	0.00000	0.00000	0.00000

G) LIBOR AS ON 27/02/2018, 60 DAYS 1.80214 90 DAYS 2.00625 180 DAYS 2.21125


H) INDICATIVE RATE OF 01 SDR, USD WITH NTL, CUR OF ACU MEMBERS AS IMF RATE 23/02/18	IN.RS	N.RS	SL.RS	PK.RS	BD TK	USD
USD 1	64.8228	104.0700	155.2256	110.5775	83.0550	
SDR 1	94.0318	150.9637	225.1699	160.4034	120.4794	1.4506

IN CASE OF AUS. DOLLAR CASH RATE WILL BE USED FOR T.T ALSO

Rates mentioned in row C, D, E and F are applicable only for bank's own customers.




Md. Tufail Ahmed
Officer
Prepared by



A.S.M. Omar Faruq Khan
SPO
Checked by



Md. Mokhlesur Rahman
SPO
Authorised Signature



Md. Mobarak Hossain
DGM
Authorised Signature